


holder for cylindrical fuses (31 118)



Description

Article

Part No.: 31 118

AMBUS[®] Panel

holder for cylindrical fuses

14 x 51 / 3P

50 A / 690 V

System

DIN rail

Product group 17

Subgroup 09

pack size 2

EAN 4021267311186

Advantages of the product

large clamping range

holder for label

eCl@ss 6.1 27142190
eCl@ss 7.1 27142190
ETIM 4.0 EC002705
ETIM 5.0 EC002705

Approvals

Standards

IEC 60947-1:2007 + A1:2010
IEC 60947-3:2008 + A1:2012

Approvals

IEC (CB), CSA, UL, CCC



for UL feeder circuits >250V

Type number: AES14x51

UL file: E230163, UL category (for USA): IZLT <http://www.ul.com>
UL file: E230163, UL category (for Canada): IZLT7 <http://www.ul.com>
CSA file: 110285, CSA class: 6225-01 <http://directories.csa-international.org>
CCC certificate: 2004010302117255

Product data

Electrical data

Rated current (IEC): 50 A
Rated voltage (IEC) AC: 690 V

Rated current (UL): 50 A
Rated voltage (UL) AC: 600 V
Rated voltage (UL) DC: 600 V

Power dissipation:

The power dissipation at a typical load of 80% of the rated current results to 1.7 W.
(The power dissipation for operation with rated current would be 2.7 W.)

rated isolation voltage U_i (AC): 800 V
rated isolation voltage U_i (AC): 800 V
Rated surge voltage U_{imp} : 6 kV
max. permitted voltage (IEC) AC: 800 V

cond. rated short-circuit current with fuses: 80 kA / 690 V
100 kA / 400 V
approved with fuse links of characteristics: gG

SCCR: 100 kA

for fuse links as per IEC / EN 60269-2 with permitted rated power dissipations
up to max. 5W for gG/gL
up to max. 3W for aM

Mechanical data

W x H x D: 81 x 90 x 69
Weight: 30.4 kg/100
Poles: 3-pole

degree of protection: IP20

Terminal points

box terminal :
1,5 - 35 mm² / AWG 14 - AWG 2
flexible cables, directly or with wire-end ferrule
Md 2,5 - 3,0 Nm / 22 - 26 lb.in.

(flexible cables of maximum cross-section may not fit when using wire-end ferrule)

Material properties


- Main body: temperature stability 125°C,
self-extinguishing in acc. to UL 94,
creepage resistance CTI 200,
halogen-free
- Fuse carrier: temperature stability 125°C,
self-extinguishing in acc. to UL 94,
creepage resistance CTI 600,
halogen-free
- Connecting screws: screw +/- (PZ2), galvanized, chromized

Accessories



01 228

connecting terminal, front connection
for comb-type busbars 31 056
25 - 95 mm²




31 012

comb type busbar, insulated, 3-pole, bridge type
80 A, pitch 27 mm, 1 m long
16 mm²



31 029

connecting terminal, side connection
for comb-type busbars 31 012
6 - 50 mm²




31 056

comb bar, insulated, 3-pole, bridge type
130 A, pitch 27 mm, 1 m long
35 mm²



31 085

connecting terminal, front connection
for comb-type busbars 31 012
6 - 50 mm²



31 939

label for AES
100x 10 pcs.
stock sale