


holder for cylindrical fuses (31 113)



Description

Article

Part No.: 31 113

AMBUS® Panel

holder for cylindrical fuses

10 x 38 / 3P

32 A / 690 V

System

DIN rail

Product group 17

Subgroup 06

pack size 4

EAN 4021267311131

Advantages of the product

large clamping range

holder for label

eCl@ss 6.1 27142190
eCl@ss 7.1 27142190
ETIM 4.0 EC002705
ETIM 5.0 EC002705

Approvals

Standards

IEC 60947-1:2007 + A1:2010
IEC 60947-3:2008 + A1:2012

Approvals

IEC (CB), CSA, UL, KEMA, CCC



for UL feeder circuits >250V

Type number: AES10x38

UL file: E230163, UL category (for USA): IZLT <http://www.ul.com>
UL file: E230163, UL category (for Canada): IZLT7 <http://www.ul.com>
CSA file: 110285, CSA class: 6225-01 <http://directories.csa-international.org>
CCC certificate: 2012010302581751

Product data

Electrical data

Rated current (IEC): 32 A
Rated voltage (IEC) AC: 690 V

Rated current (UL): 30 A
Rated voltage (UL) AC: 600 V
Rated voltage (UL) DC: 600 V

Utilisation category AC (IEC 60947-3) : AC-22B (400V)

Power dissipation:

The power dissipation at a typical load of 80% of the rated current results to 0.6 W.
(The power dissipation for operation with rated current would be 0.9 W.)

rated isolation voltage U_i (AC): 800 V

Rated surge voltage U_{imp} : 6 kV

max. permitted voltage (IEC) AC: 800 V

cond. rated short-circuit current with fuses: 100 kA / 400 V (32A)

100 kA / 500 V (25A)

approved with fuse links of characteristics: gG

SCCR: 100 kA

for fuse links as per IEC / EN 60269-2 with permitted rated power dissipations

up to max. 3W for gG/gL

up to max. 1.2W for aM

Mechanical data

W x H x D: 54 x 81 x 58

Weight: 15.5 kg/100

Poles: 3-pole

degree of protection: IP20

Terminal points

for applications acc. to IEC / EN :

1 wire:

Cu 0,75 - 25 mm²

2 wires (of same cross-section):

Cu 0,75 - 10 mm²

flexible cables, directly or with wire-end ferrule

(flexible cables of max. cross-section may not fit when using wire-end ferrule)

Md 2,0 - 2,5 Nm / 18 - 22 lb.in.

for applications acc. to UL / CSA :

only Cu cables acc. to UL 486E

1 wire:

AWG 18 - AWG 8, Class B, Md 2,0 - 2,5 Nm / 18 - 22 lb.in.

AWG 6 - AWG 4, Class C, Md 2,5 - 3,0 Nm / 22 - 26 lb.in.

2 wires (of identical cross-section):

AWG 18 - AWG 8, Class B, Md 2,0 - 2,5 Nm / 18 - 22 lb.in.

AWG 6, Class C, Md 2,0 - 2,5 Nm / 18 - 22 lb.in.

Material properties

Main body: temperature stability 125°C,
self-extinguishing in acc. to UL 94,
creepage resistance CTI 200,
halogen-free

Fuse carrier: temperature stability 125°C,
self-extinguishing in acc. to UL 94,
creepage resistance CTI 600,
halogen-free


Connecting screws: screw +/- (PZ2), galvanized, chromized

Version

Version with indicator light: Part no. 31 133

version for semiconductor protection: Part no. 31277

Accessories



31 102

comb type busbar, insulated, 3-pole, bridge type
80 A, pitch 18 mm, 1 m long
16 mm²




31 103

connecting terminal, side connection
for comb-type busbars 31 101 and 31 102
6 - 25 mm²



31 157

connecting terminal, front connection
for comb-type busbars 31 101 and 31 102
6 - 25 mm²




31 549

comb type busbar, 3-pole, bridge type
100 A, pitch 18 mm, 1 m long
25 mm²



31 550

connecting terminal, front connection
for comb-type busbars 31 549, 31 561
6 - 35 mm²



31 939

label for AES
100x 10 pcs.
stock sale